

The image features a white Avro GSE aircraft on a tarmac, being towed by a white ground support vehicle. The aircraft has 'Falcon' and 'THE FALCON' written on its side, along with the registration 'A321'. The background shows a clear blue sky with scattered white clouds. The Avro GSE logo is prominently displayed at the top of the image.

avro GSE

The
Future of
GSE

Aircraft Ground
Support Equipment
Sales and Service

2	Why Avro
3	Strategic Focus
4	Parts and Service Commitment
6	Five Key AVRO Advantages
7	The AVRO Experience
8	Finance and Leasing Options
9	TITAN Series
11	PT150 Tow Tractor
13	PT350 Tow Tractor
15	PT600 Tow Tractor
17	PT900 Tow Tractor
19	PT1200 Tow Tractor
21	PT2690D Tow Tractor
23	ST470LI Baggage Tractor Lithium Electric
25	ST470LA Baggage Tractor Lead Acid Electric
27	XT560G Baggage Tractor Gasoline
29	XT670D Baggage Tractor Diesel
31	BL30LI Belt Loader Lithium Electric
33	BL30LA Belt Loader Lead Acid Electric
35	BL30G Belt Loader Gasoline
37	PCT600OC LD7 Universal Pallet Container Dolly Open Caster
39	PCT600 LD7 Universal Pallet Container Dolly Enclosed Caster
41	PCT500OC LD8 Universal Pallet Container Dolly Open Caster
43	Endura Cart Covered Baggage Cart
44	AV-CBC-005 Torsion Axles Covered Baggage Cart
45	AV-CBC-001 Fixed Axles Covered Baggage Cart

TABLE OF CONTENTS

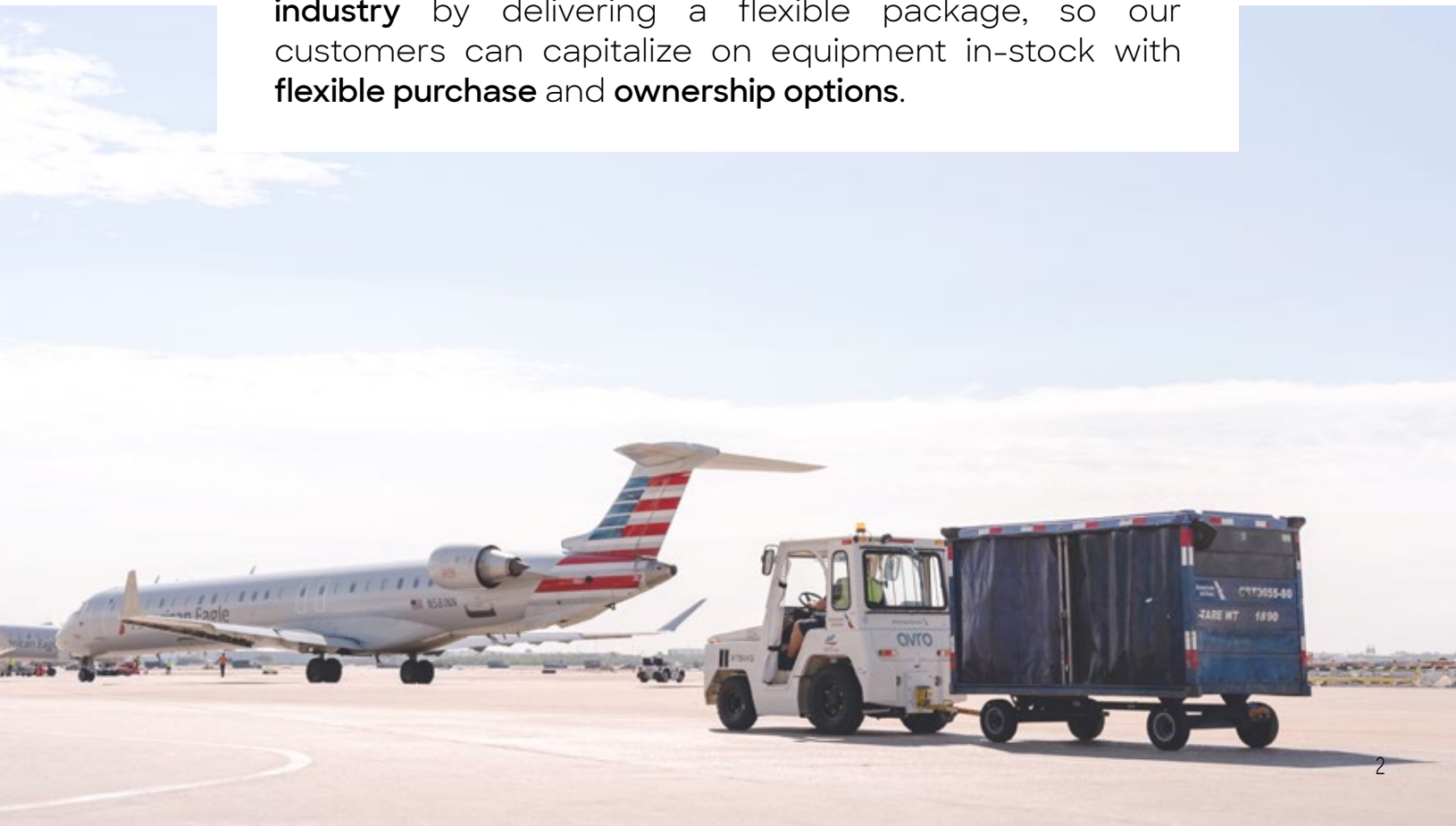


WHY AVRO

As one of North America's premier full-service ground handling equipment suppliers, with a 25-year history of equipment sales and support, we know the urgency of reducing downtime and we understand the pressing need for immediate support and service.

For ground handlers and major airlines, increased turnarounds and increasing pressure to meet on time departures, Avro GSE offers innovative and flexible equipment with leading-edge support that enable our customers to service the most demanding environments, safely and efficiently.

Avro GSE is challenging the **status quo** in the **aviation industry** by delivering a flexible package, so our customers can capitalize on equipment in-stock with **flexible purchase** and **ownership options**.





STRATEGIC FOCUS

Avro (Aviation Research Organization) GSE is strategically focused on providing affordable and reliable “below the wing” Ground Support Equipment including tractors, belt loaders, carts and dollies for ground handlers and airlines. The products we sell are designed and manufactured based upon customer-led research and direct feedback from GSE Directors, driving our innovation and the next generation of electric GSE.



PARTS & SERVICE COMMITMENT

Avro GSE equipment is designed with our customer's needs in mind. Similarly, our Avro Care program is developed to help reduce downtime while maximizing the performance, value and efficiency of your fleet. We provide quick access to parts and service for all the equipment that we supply and maintain the highest standards for exceptional after-sales support and maintenance.

Through our Parts and Service Commitment, Avro GSE guarantees:

- Rapid delivery of parts and supplies for North American customers
- Dedicated sourcing resource
- Online parts management for convenient ordering



AVRO


PARTS & SERVICE



Garth Brown
Service Manager



Kelly Maertens
Technician Team Lead



Brendon Mason
Parts & Logistics Manager



PARTS REQUEST FORM

Toll-free Number (888) 208-8745
parts@avrogse.com service@avrogse.com

FIVE KEY AVRO ADVANTAGES

- 1** Avro's Always Available "AAA" Maintenance Spare Program
- 2** Our Flexible Warranty Plan
- 3** In Stock and Ready to Ship!
- 4** Concierge Customer Support
- 5** USA and Canada Parts and Service Locations





Safety is First



Ease of Operation



Total Lower Cost of Ownership



Customer Service and Parts
Commitment



Personalized One-on-One
Business Relationships

THE AVRO EXPERIENCE

FINANCE & LEASING OPTIONS

We provide flexible rental programs and leasing through strategic partnerships with leading North American leasing providers to meet your specific requirements at the most competitive rates. We pass along the benefits of procurement to the lessee including rebates for quantity discounts, our AAA Maintenance spare program, extended warranty, and Parts and Service Commitment. We offer customized procurement options to maintain compliance (airport regulations, and airline contracts).

CASH PURCHASE

This is the most cost-effective option for ground handlers if calculated over the entire life-time of the equipment.

FINANCING

Choosing to finance means the ground support equipment belongs to the customer at the end of the financing term and is less capital intensive.

LEASING

With a fixed monthly cost, new equipment every 3-5 years, and very little capital required, leasing can be a great option for newer ground handlers or ground handlers with short-term contracts.

RENTAL

This option is ideal for short-term requirements where increased flexibility is needed, or when equipment is needed for emergency situations.

TITAN

S E R I E S

The Next Generation of
Conventional Tow Tractors



PT150



PT350



PT600



PT900



PT1200



**ON-BOARD AND REMOTE
DIAGNOSTIC TECHNOLOGY**



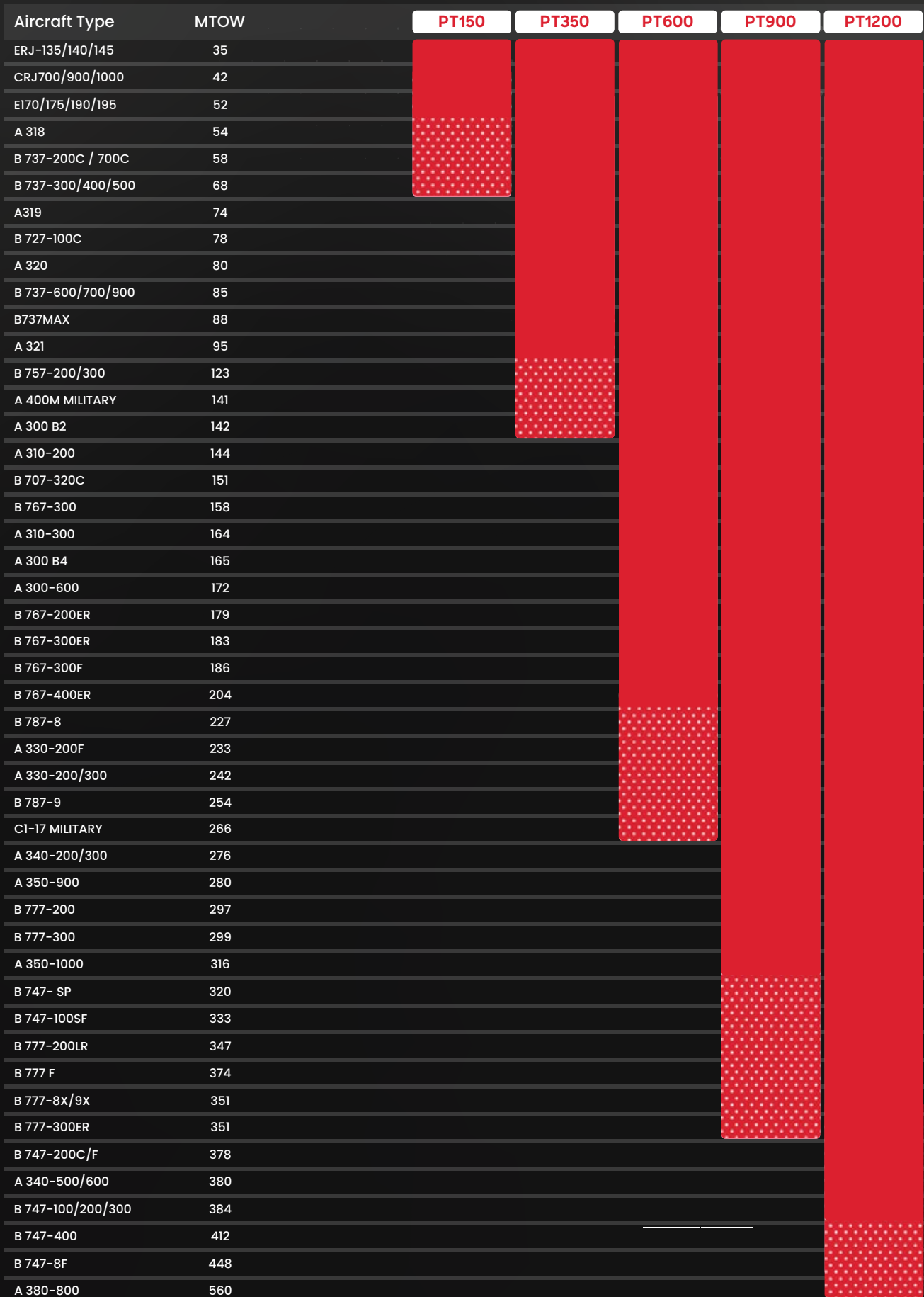
**IN-STOCK PARTS AND NORTH
AMERICA-WIDE SERVICE TEAM**



**5-YEAR 3000-HOUR
WARRANTY**



GSElectrified™



Basic Weight With Ballast

Tow Tractor

TITAN PT150

The TITAN PT150 is purpose built to push and tow regional narrow-body aircraft and for cargo operations, including long-haul towing of freight dollies.



Features & Benefits

- Deutz engine
- Dana axle
- Cab option (air conditioning & heating)
- Winterized kit (optional)
- Access panels designed for ease of accessibility for maintenance and repairs
- Hydraulic redundancy system
- Common truck tires (lower cost of ownership)

WHY AVRO

- ▶ 3 years or 3000 hours standard warranty
- ▶ Customized business relationship
- ▶ AAA maintenance program
- ▶ Stock locations in the United States and Canada

AIRCRAFT GROUND SUPPORT EQUIPMENT

Performance	
MODEL	PT150
DBP	12,000lbf (55kN)
MAX SPEED FORWARD	19mph (30km/h)
Engine	
MAKE AND MODEL	Deutz TCD 2.9 L4 74hp (55kW)
EMISSION	Tier 4F
DEF	Not required
Transmission	
MAKE AND MODEL	Dana 3F/1R
Weight	
BASIC WEIGHT	13,000lb (5900kg)
MAX BALLASTED WEIGHT	17,500lb (7,938kg)
Axle	
MAKE AND MODEL	Front steering axle (planetary drive)
CAPACITY - F/R	4.41/6.61
MOUNT TYPE -F/R	Leaf spring / fix
Brakes	
SERVICE	Rear wet / oil immersed hydraulic disc
PARKING	Mechanical
Drive	
POWERTRAIN	Rear 2WD
TYPE	Orbit hydraulic steering
OPERATION MODES	2WS
TURNING RADIUS	130" (3296mm)
Main Dimensions	
HEIGHT WITH CABIN	81" (2063mm)
OVERHANG FRONT / REAR	43"/24" (1092mm/610mm)
OVERALL LENGTH	170" (4317mm)
OVERALL WIDTH	82" (2082mm)
GROUND CLEARANCE	9" (228mm)
TRACK	69" (1750mm)
Tire (Common Truck Tires)	
TYPE	Pneumatic
FRONT	9 R 17
REAR	9 R 17


Tow Tractor

TITAN PT350

360-degree operator view (backup camera)

LED lighting

Extended tow hitch for better visibility



Features & Benefits

- Deutz engine
- Onboard diagnostic screen
- Dana axles
- 4 wheel drive
- 2WS, 4WS, & CRAB with automatic realignment system
- Air conditioning & heating
- Winterized kit
- Access panels designed for ease of accessibility for maintenance and repairs
- Hydraulic cooling systems
- Electric power pack conversion available
- Common truck tires (lower cost of ownership)

WHY AVRO

- ▶ 3 years or 3000 hours standard warranty
- ▶ Customized business relationship
- ▶ AAA maintenance program
- ▶ Stock locations in the United States and Canada

AIRCRAFT GROUND SUPPORT EQUIPMENT

Performance	
MODEL	PT350
DBP	27,000lbf (120kN)
MAX SPEED FORWARD	19mph (30km/h)
Engine	
MAKE AND MODEL	Deutz TCD 3.6 L4 107hp (80kW)
EMISSION	Tier 4F
Transmission	
MAKE AND MODEL	Dana powershift 4F/ 3R
Weight	
BASIC WEIGHT	26,000lb (11,793kg)
MAX BALLASTED WEIGHT	35,000lb (15,876kg)
Axle	
MAKE AND MODEL	Dana axles
CAPACITY - F/R	8.8/8.8
MOUNT TYPE -F/R	Fix / Pivot
Brakes	
SERVICE	Internal wet hydraulic disc
PARKING	Fail safe spring actuated hydraulically released
Drive	
POWERTRAIN	Fulltime 4WD
TYPE	Orbit hydraulic steering
OPERATION MODES	4WS / 2WS/ Crab
MINIMUM TURNING RADIUS	78" (2000mm)
Main Dimensions	
HEIGHT WITH CABIN	82" (2090mm)
OVERHANG FRONT / REAR	90"/30" (2287mm/780mm)
OVERALL LENGTH	215" (5461mm)
OVERALL WIDTH	89" (2260mm)
GROUND CLEARANCE	12" (305mm)
TRACK	76" (1930mm)
Tire (Common Truck Tires)	
TYPE	Pneumatic
FRONT	295/80 R 22.5
REAR	295/80 R 22.5


Tow Tractor

TITAN PT600

Standard lifting cab allows for 360-degree operator view (backup camera)

LED lighting

Extended tow hitch for better visibility



Features & Benefits

- Deutz engine
- Dana axles
- 4 wheel drive
- 2WS, 4WS, & CRAB with automatic realignment system
- Air conditioning & heating
- Winterized kit
- Access panels designed for ease of accessibility for maintenance and repairs
- Hydraulic cooling system
- Common truck tires (lower cost of ownership)

WHY AVRO

- ▶ 3 years or 3000 hours standard warranty
- ▶ Customized business relationship
- ▶ AAA maintenance program
- ▶ Stock locations in the United States and Canada

AIRCRAFT GROUND SUPPORT EQUIPMENT

Performance	
MODEL	PT600
DBP	47,200lbf (210kN)
MAX SPEED F	17mph (27km/h)
Engine	
MAKE AND MODEL	Deutz TCD 4.1 L4 154hp (115kW)
EMISSION	Tier 4F
Transmission	
MAKE AND MODEL	ZF powershift 4F/3R
Weight	
BASIC WEIGHT	52,000lb (23,587kg)
MAX BALLASTED WEIGHT	66,000lb (29,937kg)
Axle	
TYPE	Axle (planetary)
CAPACITY - F/R	16.5/16.5
MOUNT TYPE -F/R	Fix / Pivot
Brakes	
SERVICE	Internal wet hydraulic disc
PARKING	Fail safe spring actuated hydraulically released
Drive	
POWERTRAIN	Fulltime 4WD
TYPE	Orbit hydraulic steering
OPERATION MODES	4WS / 2WS/ Crab
MINIMUM TURNING RADIUS	112" (2839mm)
Main Dimensions	
HEIGHT WITH CABIN	80" (2032mm)
OVERHANG FRONT / REAR	95"/33" (2413mm/844mm)
OVERALL LENGTH	255" (6477mm)
OVERALL WIDTH	98" (2489mm)
GROUND CLEARANCE	11" (279mm)
TRACK	76" (1930mm)
Tire (Common Truck Tires)	
TYPE	Pneumatic
FRONT	385/65 R 22.5
REAR	385/65 R 22.5

Tow Tractor

TITAN PT900

Lifting cab allows for 360-degree operator view (backup camera)

LED lighting

Extended tow hitch for better visibility



Features & Benefits

- Deutz engine
- Kessler axles
- 4 wheel drive
- 2WS, 4WS, & CRAB with automatic realignment system
- Air conditioning & heating
- Winterized kit
- Access panels designed for ease of accessibility for maintenance and repairs
- Hydraulic cooling system

WHY AVRO

- ▶ 3 years or 3000 hours standard warranty
- ▶ Customized business relationship
- ▶ AAA maintenance program
- ▶ Stock locations in the United States and Canada

AIRCRAFT GROUND SUPPORT EQUIPMENT

Performance	
MODEL	PT900
DBP	72,000lbf (320kN)
MAX SPEED F	18mph(30km/h)
Engine	
MAKE AND MODEL	Deutz TCD 7.8 L6 270hp (200kW)
EMISSION	Tier 4F
Transmission	
MAKE AND MODEL	ZF powershift 6F/3R
Weight	
BASIC WEIGHT	77,000lb (34,926kg)
MAX BALLASTED WEIGHT	88,000lb (39,916kg)
Axle	
MAKE AND MODEL	Kessler LT 81 Series
CAPACITY - F/R	22/22
MOUNT TYPE -F/R	Fix / Pivot
Brakes	
SERVICE	Hydraulic actuated disc dual caliper
PARKING	Fail safe spring actuated hydraulically released
Drive	
POWERTRAIN	Fulltime 4WD
TYPE	Electrically actuated hydraulic steering
OPERATION MODES	4WS / 2WS/ Crab
MINIMUM TURNING RADIUS	150" (3800mm)
Main Dimensions	
HEIGHT WITH CABIN	78" (1981mm)
OVERHANG FRONT / REAR	99"/54" (2509mm/1380mm)
OVERALL LENGTH	329" (8363 mm)
OVERALL WIDTH	107" (2720 mm)
GROUND CLEARANCE	12" (304 mm)
TRACK	91" (2302 mm)
Tire	
TYPE	Pneumatic
FRONT	14 R 24
REAR	14 R 24

Tow Tractor

TITAN PT1200

Lifting cab allows for 360-degree operator view (backup camera)

LED lighting

Extended tow hitch for better visibility



Features & Benefits

- Deutz engine
- Kessler axels
- 4 wheel drive
- 2WS, 4WS, & CRAB with automatic realignment system
- Air conditioning & heating
- Winterized kit
- Access panels designed for ease of accessibility for maintenance and repairs
- Hydraulic cooling system

WHY AVRO

- ▶ 3 years or 3000 hours standard warranty
- ▶ Customized business relationship
- ▶ AAA maintenance program
- ▶ Stock locations in the United States and Canada

AIRCRAFT GROUND SUPPORT EQUIPMENT

Performance	
MODEL	PT1200
DBP	85,400lbf (380kN)
MAX SPEED F	19mph (30km/h)
Engine	
MAKE AND MODEL	Deutz TCD 7.8 L6 320hp (240kW)
EMISSION	Tier 4F
Transmission	
MAKE AND MODEL	ZF powershift 6F/3R
Weight	
BASIC WEIGHT	99,000lb (44,905kg)
MAX BALLASTED WEIGHT	122,000lb (55,338kg)
Axle	
MAKE AND MODEL	Kessler LT 91 Series
CAPACITY - F/R	38.6/38.6
MOUNT TYPE -F/R	Fix / Pivot
Brakes	
SERVICE	Hydraulic actuated disc dual caliper
PARKING	Fail safe spring actuated hydraulically released
Drive	
POWERTRAIN	Fulltime 4WD
TYPE	Electrically actuated hydraulic steering
OPERATION MODES	4WS / 2WS/ Crab
MINIMUM TURNING RADIUS	151" (3840mm)
Main Dimensions	
HEIGHT WITH CABIN	84" (2133mm)
OVERHANG FRONT / REAR	103"/49" (2617mm/1240mm)
OVERALL LENGTH	334" (8499mm)
OVERALL WIDTH	122" (3100mm)
GROUND CLEARANCE	14" (355 mm)
TRACK	99" (2522mm)
Tire	
TYPE	Pneumatic
FRONT	16 R 25
REAR	16 R 25

Tow Tractor

PT2690D

Standard cab enclosure with windshield, front wiper kit

LED lighting

Extended tow hitch for better visibility



Features & Benefits

Hydraulic 2-wheel steering system

Front and rear towing couplers

Standard heated cab enclosure with windshield and wiper kits

Vacuum assist hydraulic braking system

Side and top access panel placement for ease of maintenance

WHY AVRO

- ▶ 2 years / 2000 hours standard warranty
- ▶ Customized business relationship
- ▶ AAA maintenance program
- ▶ Stock locations in the United States and Canada

AIRCRAFT GROUND SUPPORT EQUIPMENT

Performance	
MODEL	PT2690D
SERVICE WEIGHT	35,000lb (15,875kg)
DBP	27,000lbf (120kN)
Engine	
ENGINE MODEL	CUMMINS 3.8 L4 110hp (82kW)
Emission	Tier 4F
Transmission	
MAKE AND MODEL	DANA T 12000 4F/3R
Main Dimensions	
OVERALL LENGTH	233" (5,660mm)
OVERALL WIDTH	87" (2,200mm)
OVERALL HEIGHT	83" (2,110mm)
OVERHANG FRONT/REAR	87" / 45" (2,210mm / 1,150mm)
GROUND CLEARANCE	9" (230mm)
Performance Parameter	
SPEED (NO LOAD)	14mph (23 km/h)
FRONT AXLE LOAD	18,200lb (8,250kg)
REAR AXLE LOAD	18,200lb (8,250kg)

Baggage Tractor Lithium Electric

ST470LI

Standard cab enclosure with windshield, wiper kit & rear window protection cage

Easily accessible battery compartment with integrated watering system

Front and rear towing hitches (cab control rear hitch)



Features & Benefits

- Hydraulic steering system
- Curtis control system
- Front disc brakes and rear drum brakes
- Inching controls mounted at rear station

WHY AVRO

- ▶ 2 years / 2000 hours standard warranty
- ▶ Customized business relationship
- ▶ AAA maintenance program
- ▶ Stock locations in the United States and Canada

AIRCRAFT GROUND SUPPORT EQUIPMENT

Baggage Tractor Lithium Electric

ST470LI

Performance

MODEL	ST470LI
DBP	4,700lbf (21kN)
MAX SPEED FORWARD	15mph (25km/h)

Powertrain

POWER TYPE	Lithium battery
OPERATING VOLTAGE	80V
AH CAPACITY	420AH
MOTOR RATED POWER	30hp (23kW)

Axle

CAPACITY - F/R	3,500 / 7,000 (lb)
----------------	--------------------

Weight

SERVICE WEIGHT	9,900lb (4,500kg)
----------------	-------------------

Main Dimensions

HEIGHT WITH CABIN	76" (1,940mm)
OVERALL LENGTH	125" (3,165mm)
OVERALL WIDTH	56" (1,420mm)
WHEEL BASE	63" (1,610mm)
TOWING COUPLERS HEIGHT	12" (305mm)
GROUND CLEARANCE	5" (120mm)
TURNING RADIUS	136" (3,450mm)

Tire

TYPE	Pneumatic
FRONT	6.50-10-10PR
REAR	7.00-12-12PR

Optional

VINYL DOORS
E-HOLLAND HITCH
ONBOARD CHARGER
RUBBER BUMPERS (FRONT AND SIDE)
CAB CORNER BUMPERS
BACKUP CAMERA WITH DISPLAY SCREEN
UNIVERSAL CONFIGURATION FOR CHARGING INFRASTRUCTURES
DIAGNOSTIC SOFTWARE

Baggage Tractor Lead Acid Electric

ST470LA

Standard cab enclosure with windshield, wiper kit & rear window protection cage

Easily accessible battery compartment with integrated watering system

Front and rear towing hitches (cab control rear hitch)



Features & Benefits

- Hydraulic steering system
- Curtis control system
- Front disc brakes and rear drum brakes
- Inching controls mounted at rear station

WHY AVRO

- ▶ 2 years / 2000 hours standard warranty
- ▶ Customized business relationship
- ▶ AAA maintenance program
- ▶ Stock locations in the United States and Canada

AIRCRAFT GROUND SUPPORT EQUIPMENT

Baggage Tractor - Lead Acid Electric

ST470LA

Performance	
MODEL	ST470LA
DBP	4,700lbf (21kN)
MAX SPEED FORWARD	15mph (25km/h)
Powertrain	
POWER TYPE	Lead-acid battery
OPERATING VOLTAGE	80V
AH CAPACITY	630AH
MOTOR RATED POWER	30hp (23kW)
Axle	
CAPACITY - F/R	3,500 / 7,000 (lb)
Weight	
SERVICE WEIGHT	9,900lb (4,500kg)
Main Dimensions	
HEIGHT WITH CABIN	76" (1,940mm)
OVERALL LENGTH	125" (3,165mm)
OVERALL WIDTH	56" (1,420mm)
WHEEL BASE	63" (1,610mm)
TOWING COUPLERS HEIGHT	12" (305mm)
GROUND CLEARANCE	5" (120mm)
TURNING RADIUS	136" (3,450mm)
Tire	
TYPE	Pneumatic
FRONT	6.50-10-10PR
REAR	7.00-12-12PR
Optional	
VINYL DOORS	
E-HOLLAND HITCH	
ONBOARD CHARGER	
RUBBER BUMPERS (FRONT AND SIDE)	
CAB CORNER BUMPERS	
BACKUP CAMERA WITH DISPLAY SCREEN	
UNIVERSAL CONFIGURATION FOR CHARGING INFRASTRUCTURES	
DIAGNOSTIC SOFTWARE	

Baggage Tractor Gasoline

XT560G

Standard cab enclosure with windshield, wiper kit & rear window protection cage

Increased visibility of the tarmac for drivers

Front and rear towing hitches (cab control rear hitch)



Features & Benefits

- Hydraulic steering system
- Safety interlocks
- Strobe light
- Digital controller with self-diagnosis function
- Hydraulic braking system with redundancy
- Curtis display system

WHY AVRO

- ▶ 2 years / 2000 hours standard warranty
- ▶ Customized business relationship
- ▶ AAA maintenance program
- ▶ Stock locations in the United States and Canada

AIRCRAFT GROUND SUPPORT EQUIPMENT

Performance

MODEL	XT560G
POWER TYPE	Gasoline
DBP	5,600lbf (25kN)
MAX SPEED FORWARD	21mph (35km/h)

Engine

MAKE AND MODEL	PSI 2.4 L4 49.8hp (37kW)
----------------	--------------------------

Transmission

MAKE AND MODEL	OKAMURA 2F/1R
----------------	---------------

Weight

SERVICE WEIGHT	9,900lb (4,500kg)
----------------	-------------------

Axle

CAPACITY - F/R	3,500 / 7,000 (lb)
----------------	--------------------

Main Dimensions

HEIGHT WITH CABIN	78" (2,000mm)
OVERALL LENGTH	122" (3,090mm)
OVERALL WIDTH	57" (1,450mm)
WHEEL BASE	63" (1,610mm)
GROUND CLEARANCE	6" (150mm)
TURNING RADIUS	116" (2,950mm)

Tire

TYPE	Pneumatic
FRONT	6.50-10-10PR
REAR	7.00-15-12PR

Optional

RUBBER BUMPERS (FRONT AND SIDE)

CAB CORNER BUMPERS

VINYL DOORS

E-HOLLARD HITCH

BACKUP CAMERA

DIAGNOSTIC SOFTWARE

Baggage Tractor Diesel

XT670D

Standard cab enclosure with windshield, wiper kit & rear window protection cage

Increased visibility of the tarmac for drivers

Front and rear towing hitches (cab control rear hitch)



WHY AVRO

- ▶ 2 years / 2000 hours standard warranty
- ▶ Customized business relationship
- ▶ AAA maintenance program
- ▶ Stock locations in the United States and Canada

Features & Benefits

- Hydraulic steering system
- Safety interlocks
- Strobe light
- Digital controller with self-diagnosis function
- Hydraulic braking system with redundancy

AIRCRAFT GROUND SUPPORT EQUIPMENT

Performance

MODEL	XT670D
POWER TYPE	DIESEL
MAX SPEED FORWARD	26mph (42km/h)
DBP	6,700lbf (30kN)

Engine

MAKE AND MODEL	CUMMINS 2.8 L4 74hp(55kW)
EMISSIONS	Tier 4F
DEF	Not required

Transmission

MAKE AND MODEL	DANA 2F/1R
----------------	------------

Weight

SERVICE WEIGHT	9,500lb (4,300kg)
----------------	-------------------

Axle

CAPACITY - F/R	3,500/7,500 (lb)
----------------	------------------

Main Dimensions

HEIGHT WITH CABIN	78" (2,000mm)
OVERALL LENGTH	122" (3,090mm)
OVERALL WIDTH	57" (1,450mm)
WHEEL BASE	63" (1,610mm)
GROUND CLEARANCE	6" (150mm)
TURNING RADIUS	132" (3,350mm)

Tire

TYPE	Pneumatic
FRONT	6.50-10-10PR
REAR	7.00-15-12PR

Optional

RUBBER BUMPERS (FRONT AND SIDE)
CAB CORNER BUMPERS
VINYL DOORS
E-HOLLARD HITCH
BACKUP CAMERA
DIAGNOSTIC SOFTWARE

Belt Loader Lithium Electric

BL30LI

- Collision avoidance system (CAS)
- Dual belt height adjustment
- Variable belt speed



Features & Benefits

- Hydraulic steering system
- Digital controller with self-diagnosis function
- Hydraulic braking system with redundancy
- Front & Rear Belt Height Adjustment with Variable Belt Speed
- Single or dual bumper option
- Safety interlocks
- Safety steps



WHY AVRO

- ▶ 2 years / 2000 hours standard warranty
- ▶ Customized business relationship
- ▶ AAA maintenance program
- ▶ Stock locations in the United States and Canada


AIRCRAFT GROUND SUPPORT EQUIPMENT

Performance	
MODEL	BL30LI
MAX SPEED FORWARD	17mph (28km/h)
Powertrain	
POWER TYPE	Lithium Battery
OPERATING VOLTAGE	80V
AH CAPACITY	210AH
Axle	
CAPACITY - F/R	5,300 / 6,600 (lb)
Weight	
SERVICE WEIGHT WITH BATTERY	8,400lb (3,800kg)
Main Dimensions	
HEIGHT	59" (1,500mm)
OVERALL LENGTH	315" (8,000mm)
OVERALL WIDTH	84" (2,120mm)
WHEEL BASE	118" (3,000mm)
GROUND CLEARANCE	6" (150mm)
TURNING RADIUS	300" (7,600mm)
Tire	
TYPE	Pneumatic
FRONT	225/70 R15
REAR	225/70 R15
Working Range	
TRANSFER LENGTH	301" (7,650mm)
TRANSFER WIDTH	34" (870mm)
CONVEYOR BELT TRANSMISSION SPEED	160 - 500mm/s
CONVEYOR BELT MAX TILT ANGLE	29 (736mm)
TURNING RADIUS	160"/50" (4,100mm/1,260mm)
TRANSFER MINIMUM HEIGHT (F/R)	46"/35" (1,180mm/880mm)
Optional	
SINGLE/DUAL FRONT BUMPERS	
REAR BAR	
CRJ HANDRAIL	
EXTENDABLE HANDRAIL	

Belt Loader Lead Acid Electric

BL30LA

- Collision Avoidance System (CAS)
- Dual belt height adjustment
- Variable belt speed



Features & Benefits

- Hydraulic steering system
- Digital controller with self-diagnosis function
- Hydraulic braking system with redundancy
- Front & Rear Belt Height Adjustment with Variable Belt Speed
- Single or dual bumper option
- Safety interlocks
- Safety steps

WHY AVRO

- ▶ 2 years / 2000 hours standard warranty
- ▶ Customized business relationship
- ▶ AAA maintenance program
- ▶ Stock locations in the United States and Canada


AIRCRAFT GROUND SUPPORT EQUIPMENT

Performance	
MODEL	BL30LA
MAX SPEED FORWARD	17mph (28km/h)
Powertrain	
POWER TYPE	Lead Acid Battery
OPERATING VOLTAGE	80V
AH CAPACITY	440AH
Axle	
CAPACITY - F/R	5,300 / 6,600 (lb)
Weight	
SERVICE WEIGHT WITH BATTERY	8,400lb (3,800kg)
Main Dimensions	
HEIGHT	59" (1,500mm)
OVERALL LENGTH	315" (8,000mm)
OVERALL WIDTH	84" (2,120mm)
WHEEL BASE	118" (3,000mm)
GROUND CLEARANCE	6" (150mm)
TURNING RADIUS	300" (7,600mm)
Tire	
TYPE	Pneumatic
FRONT	225/70 R15
REAR	225/70 R15
Working Range	
TRANSFER LENGTH	301" (7,650mm)
TRANSFER WIDTH	34" (870mm)
CONVEYOR BELT TRANSMISSION SPEED	160 - 500mm/s
CONVEYOR BELT MAX TILT ANGLE	29" (736mm)
TURNING RADIUS	160"/50" (4,100mm/1,260mm)
TRANSFER MINIMUM HEIGHT (F/R)	46"/35" (1,180mm/880mm)
Optional	
SINGLE/DUAL FRONT BUMPERS	
REAR BAR	
CRJ HANDRAIL	
EXTENDABLE HANDRAIL	

Belt Loader Gasoline

BL30G

- Collision Avoidance System (CAS)
- Dual belt height adjustment
- Variable belt speed



Features & Benefits

- Hydraulic steering system
- Digital controller with self-diagnosis function
- Hydraulic braking system with redundancy
- Front & Rear Belt Height Adjustment with Variable Belt Speed
- Single or dual bumper option
- Safety interlocks
- Safety steps

WHY AVRO

- ▶ 2 years / 2000 hours standard warranty
- ▶ Customized business relationship
- ▶ AAA maintenance program
- ▶ Stock locations in the United States and Canada

AIRCRAFT GROUND SUPPORT EQUIPMENT

Performance

MODEL	BL30G
-------	-------

MAX SPEED FORWARD	17mph (28km/h)
-------------------	----------------

Engine

MAKE AND MODEL	PSI 2.4 L4 49.8hp (37kW)
----------------	--------------------------

Weight

SERVICE WEIGHT	9,260lb (4,200kg)
----------------	-------------------

Axle

CAPACITY - F / R	5,300 / 6,600 (lb)
------------------	--------------------

Main Dimensions

HEIGHT WITH CABIN	59" (1,500mm)
-------------------	---------------

OVERALL LENGTH	315" (8,000mm)
----------------	----------------

OVERALL WIDTH	84" (2,120mm)
---------------	---------------

WHEEL BASE	118" (3,000mm)
------------	----------------

GROUND CLEARANCE	6" (150mm)
------------------	------------

TURNING RADIUS	300" (7,600mm)
----------------	----------------

Tire

TYPE	Pneumatic
------	-----------

FRONT	225/70 R15
-------	------------

REAR	225/70 R15
------	------------

Working Range

TRANSFER LENGTH	301" (7,650mm)
-----------------	----------------

TRANSFER WIDTH	34" (870mm)
----------------	-------------

CONVEYOR BELT TRANSMISSION SPEED	160 - 500mm/s
----------------------------------	---------------

CONVEYOR BELT MAX TILT ANGLE	29" (736mm)
------------------------------	-------------

TURNING RADIUS	160"/50" (4,100mm/1,260mm)
----------------	----------------------------

TRANSFER MINIMUM HEIGHT (F/R)	46"/35" (1,180mm/880mm)
-------------------------------	-------------------------

Optional

SINGLE/DUAL FRONT BUMPERS	
---------------------------	--

REAR BAR	
----------	--

CRJ HANDRAIL	
--------------	--

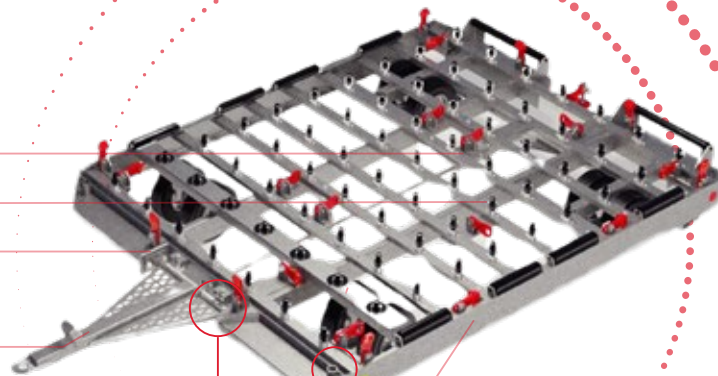
EXTENDABLE HANDRAIL	
---------------------	--

CARGO DOLLY


Universal Pallet Container Dolly Open Caster

PCT600OC
LD7


- Cargo capacity up to 15,000 lb
- Standard or upgraded caster options
- Galvanized for longer life
- Truly universal lock configuration
- Towbar activated braking
- Optional side rub rails
- Solid tires with optional wheel covers / splash guards



Adjustable height towbar deadlock with height adjustment



Stackable for shipping and storage



WHY AVRO

- ▶ 1 year standard warranty
- ▶ Customized business relationship
- ▶ AAA maintenance program
- ▶ Stock locations in the United States and Canada

AIRCRAFT GROUND SUPPORT EQUIPMENT

Specification	
LENGTH(WITH TOW BAR)	184" (4,661mm)
LENGTH(WITH RAISED TOW BAR)	138" (3,514mm)
WIDTH	66" (1,682mm)
HEIGHT	20" (521mm)
TOTAL WEIGHT	2,930lb (1,330kg)
MAX. PERMITTED LOAD	15,000lb (6,800kg)
PALLET CAPACITY	96" x 125" and 88" x 125" (2438 x 3175mm and 2235 x 3175mm)
ULD CAPACITY	LD2x2, LD3x2, LD4, LD7, LD8, LD11

Features

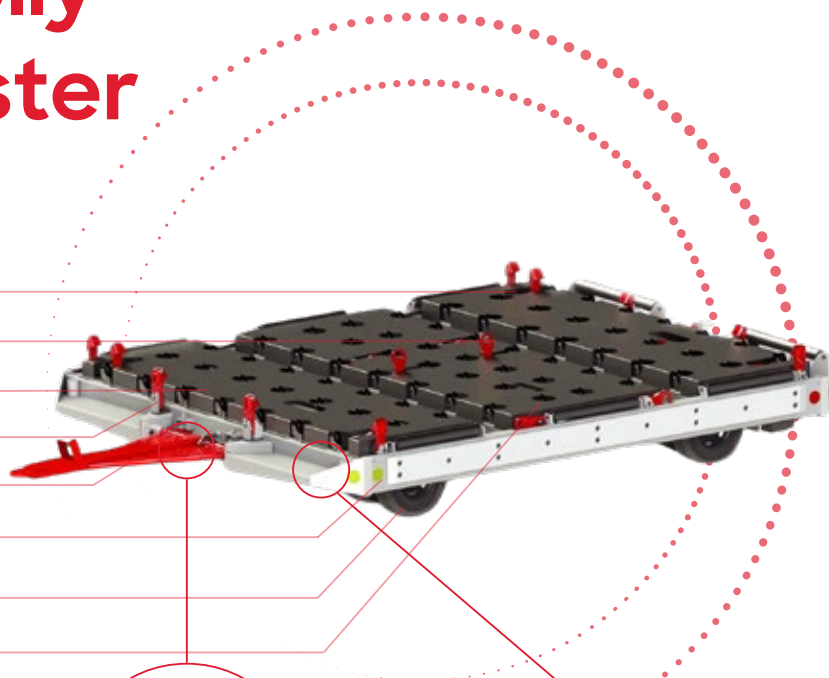
- E_Z bolt on stops of lower deck containers
- Spring loaded tip-up pallet stops
- 70 casters and 6 side rollers : 2.5" diameter x 22" long
- 400 x 8 x 3.75 solid rubber tires mounted on demountable rims
- Towbar actuated brakes
- Front dual wheel swivel casters with dual rear wheels
- E-Type Rear hitch, spring loaded
- Stackable for shipping and storage
- Additional features available
- 12 Month warranty

CARGO DOLLY

Universal Pallet Container Dolly Enclosed Caster

PCT600C
LD7

- Cargo capacity up to 15,000 lb
- Standard or upgraded caster options
- Galvanized for longer life
- Truly universal lock configuration
- Towbar activated braking
- Optional side rub rails
- Solid tires with optional wheel covers / splash guards
- Replaceable caster cover modules




Adjustable height towbar deadlock with height adjustment



WHY AVRO

- ▶ 1 year standard warranty
- ▶ Customized business relationship
- ▶ AAA maintenance program
- ▶ Stock locations in the United States and Canada

Stackable for shipping and storage



AIRCRAFT GROUND SUPPORT EQUIPMENT

Specification	
MODEL	PCT600C LD7
LENGTH (WITH TOW BAR)	184" (4,660mm)
LENGTH (WITH RAISED TOW BAR)	138" (3,510mm)
WIDTH	66" (1,680mm)
HEIGHT	20" (521mm)
TOTAL WEIGHT	2,094lb (950kg)
MAX. PERMITTED LOAD	1,089lb (2,400kg)
PALLET CAPACITY	61" x 125" and 61" x 61" (1,550 x 3,175mm and 1,550 x 1,550mm)
ULD CAPACITY	LD2x2, LD3x2, LD4, LD7, LD8, LD11

Features


- E_Z bolt on stops of lower deck containers
- Spring loaded tip-up pallet stops
- 70 casters and 6 side rollers : 2.5" diameter x 22" long
- 400 x 8 x 3.75 solid rubber tires mounted on demountable rims
- Towbar actuated brakes
- Front dual wheel swivel casters with dual rear wheels
- E-type rear hitch, spring loaded
- Stackable for shipping and storage
- Additional features available
- 12 month warranty

CARGO DOLLY

Universal Pallet Container Dolly Open Caster

PCT500OC
LD8


- Cargo capacity up to 15,000 lb
- Standard or upgraded caster options
- Galvanized for longer life
- Truly universal lock configuration
- Towbar activated braking
- Optional side rub rails
- Solid tires with optional wheel covers / splash guards



Adjustable height towbar deadlock with height adjustment



Stackable for shipping and storage



WHY AVRO

- ▶ 1 year standard warranty
- ▶ Customized business relationship
- ▶ AAA maintenance program
- ▶ Stock locations in the United States and Canada

AIRCRAFT GROUND SUPPORT EQUIPMENT

Specification	
MODEL	PCT500OC LD8
LENGTH (WITH TOW BAR)	184" (4,661mm)
LENGTH (WITH RAISED TOW BAR)	138" (3,514mm)
WIDTH	66" (1,682mm)
HEIGHT	20" (521mm)
TOTAL WEIGHT	2094lb (950kg)
MAX. PERMITTED LOAD	1089lb (2,400kg)
PALLET CAPACITY	61" x 125" and 61" x 61" (1,550 x 3,175mm and 1,550 x 1,550mm)
ULD CAPACITY	2xLD2, LD3, LD8, LD11

Features

- E_Z bolt on stops of lower deck containers
- Spring loaded tip-up pallet stops
- 50 casters and 6 side rollers : 2.5" diameter x 22" long
- 400 x 8 x 3.75 solid rubber tires mounted on demountable rims
- Towbar actuated brakes
- Front dual wheel swivel casters with dual rear wheels
- E-Type Rear hitch, spring loaded
- Stackable for shipping and storage
- Additional features available
- 12 Month warranty

Covered Baggage Cart

ENDURA CART



Features & Benefits

- Torsion Axles
- Galvanneal Finish
- Double Safety Braking System
- Turntable Steering
- 4.00 x 8.00 Solid Tires
- E-Hitch
- Reinforced Vinyl Curtain
- Corner Bumpers
- 2 Years Standard Warranty
- Options
 - Flat Pack
 - Middle Shelf

Specifications

LENGTH (TOWBAR UP)	135" (3,429mm)
WIDTH	60" (1,524mm)
HEIGHT	80" (2,032mm)
WEIGHT	1,550lb (703kg)
CAPACITY	8,000lb (3,628kg)
GROUND TO BED HEIGHT	25" (635mm)


WHY AVRO

- ▶ 2 years standard warranty
- ▶ Customized business relationship
- ▶ AAA maintenance program
- ▶ Stock locations in the United States and Canada

AIRCRAFT GROUND SUPPORT EQUIPMENT

Covered Baggage Cart

AV-CBC-005
TORSION AXLES



Features & Benefits

- E-Hitch
- Torsion Relief Tow Bar
- Tow Bar Activated Braking System
- 18 oz medium Blue Non-Webbed Curtains (both sides)
- Corner Bumpers
- Powder Coat: White
- Knock down option for easy shipping
- Bolt-In Luggage V-Shelf
- Security Curtain Bars
- Custom Colors

Specifications

LENGTH	146" (3,700mm)
WIDTH	60" (1,540mm)
HEIGHT	82" (2,080mm)
WEIGHT	1,600lb (725kg)
CAPACITY	5,000lb (2,270kg)
GROUND TO BED HEIGHT	23" (580mm)

WHY AVRO

- ▶ 1 year standard warranty
- ▶ AAA maintenance program
- ▶ Customized business relationship
- ▶ Stock locations in the United States and Canada

AIRCRAFT GROUND SUPPORT EQUIPMENT

Covered Baggage Cart

AV-CBC-001
FIXED AXLES



Features & Benefits

- Fixed Axles
- Turntable Steering
- 4.00 x 8.00 Solid Tires
- E-Hitch
- 18 oz medium Blue Non-Webbed Curtains (both sides)
- Torsion Relief Tow Bar
- Tow Bar Activated Braking System
- Corner Bumpers
- Powder Coat: White

Specifications

LENGTH	146" (3,700mm)
WIDTH	60" (1,540mm)
HEIGHT	82" (2,080mm)
WEIGHT	1,600lb (725kg)
CAPACITY	5,000lb (2,270kg)
GROUND TO BED HEIGHT	23" (580mm)

WHY AVRO

- ▶ 1 year standard warranty
- ▶ AAA maintenance program
- ▶ Customized business relationship
- ▶ Stock locations in the United States and Canada

AIRCRAFT GROUND SUPPORT EQUIPMENT



NOT THE BIGGEST, BUT THE BEST **GSE EXPERIENCE**



Avro's products are currently used in over seventy-five North American airports.

"Avro is quite easy to deal with and they're extremely responsive. The best vendor we've worked with."

- GSE Director Major Airline

avroGSE

📍 4 Great Plains Industrial Dr. Emerald Park, Saskatchewan Canada S4L 1B6


☎ +1 833-220-2810

✉ info@avrogse.com

🌐 avrogse.com



4 Great Plains Industrial Dr. Emerald Park
Saskatchewan Canada S4L 1B6

 +1 833-220-2810

 info@avrogse.com

 avrogse.com